



5

## Varsity GIRLS

Date

3

Sonoma VS

1

Event	1st	sch	mark	2nd	sch	mark	3rd	sch	mark	Sonoma	ASIEAUEB
400R	Sonoma		55.92							5	0 0
1600	Cruz, P	EA	7:06.2							0	5 5
100 HURD	Garcia, J	S	21.38							5	10 5
400	⊖									0	10 5
100	Pencil, S	S	13.68	Sutter, E	S	14.50	Davis, A	S	14.82	9	19 5
800	⊖									0	19 5
300 HURD	Garcia, J	S	58.03							5	24 5
200	Pencil, S	S	24.60	Davis, A	S	31.62				8	22 5
3200	Cruz, P	EA	15.57							0	32 5 10
1600R	Sonoma		4:57.1							5	37 0 10
HJ	Jacobson, K	S	4'8	Barrera, K	S	4'6				8	45 0 10
LJ	Jacobson, K	S	12'9							5	50 0 10
DISCUS	Smith, E	EA	79'6	Matulatis, A	S	69'7	Robichaud, A	S	66'4	4	31 5 15
SHOT	Smith, E	EA	28'10	Matulatis, A	S	26'8 1/2	Robichaud, A	S	25' 1/2	4	58 5 20
TJ	Barrera, K	S	38' 1/2	O'Donnell, I	S	24'3				8	66 0 20
PV	⊖									0	104 2 20



Jr. Varsity Boys

Date

3

Sonoma VS


1

Event	1st	sch	mark	2nd	sch	mark	3rd	mark	sch	mark	Sonoma	Elsewhere
400R	Sonoma	EA	5:36.4	F-Monroe, T	S	5:46.3					5 5	0 0
1600	Cornejo, M	EA	20:52	Jagdfeld, A	S	21:37					3 8	5 5
100 HURD	Hernandez, B	S	20:52	Jagdfeld, A	S	21:37					8 16	0 5
400	Cruz, D	EA	1:01.8	Henghold, D	S	1:06.5	Esparza, B	EA	1:11.7		3 19	6 11
100	Jagdfeld, A	S	2:47	Mejia, N	EA	5:13	Tewelde, S	EA	17:37		6 25	3 14
800	Martindale, L	S	2:25.6								5 30	0 14
300 HURD	Jagdfeld, A	S	56.01								5 35	0 14
200	Jagdfeld, A	S	27:37	Mejia, N	EA	34:35	Tewelde, S	EA	41:45		5 40	4 18
3200	Armstrong, D	S	12:44	F-Monroe, T	S	13:03	Henghola, R	S	13:15		9 49	0 18
1600R	Sonoma		4:46.5								5 57	0 18
HJ	F-Monroe, T	S	4:10	Hernandez, B	S	4:8	Martindale, L	S	4:6		9 63	0 18
LJ	Turner, J	S	17:53 <sup>3</sup> / <sub>4</sub>	Henghold, R	S	13:11	Esparza, B	EA	13:5		8 71	1 19
DISCUS	Silva, S	S	76.8	Duran, C	S	49.9					8 79	0 19
SHOT											0 79	0 19
TJ	Turner, J	S	35.6 <sup>1</sup> / <sub>2</sub>	Henghold, R	S	29:7 <sup>1</sup> / <sub>2</sub>					8 88	0 19
PV											0 96	0 19

# Varsity Boys

Date

Sonoma VS

Event	1st	sch	mark	2nd	sch	mark	3rd	sch	mark	Sonoma	ES/EA
400R	Sonoma		46.04	EA		51.42				5 5	0 0
1600	Jordan, N	S	5:05.6	Barry, C	S	5:15.6	Perez, H	EA	5:30.7	8 13	1 1
100 HURD	Reyes, E	S	20.27	Perez, K	S	20.51				8 21	0 1
400	Blanus, B	S	1:01.1							5 20	0 1
100	Powers, A	S	11.61	Gissel, G	S	11.65	Silvi, J	S	11.97	9 35	0 1
800	Barry, C	S	2:20.9	Perez, H	EA	2:28.10	Mondragon, B	EA	2:24.5	5 40	4 5
300 HURD	Reyes, E	S	53.41	Jordan, N	S	1:04.8				8 48	0 5
200	Robus, J	S	27.55	Powers, A	S	28.33	Gissel, G	S	25.40	9 57	0 5
3200	Jordan, N	S	12.36	Mondragon, B	EA	12.47	Perez, H	EA	12.44	5 62	4 9
1600R	Sonoma	S	4:24.7							5 67	0 9
HJ	Sundaydiego, L	S	5.4							5 72	0 9
LJ	Sundaydiego, L	S	18 <sup>3</sup> / <sub>4</sub>	Blanus, B	S	15 <sup>11</sup> / <sub>2</sub>	Heredia, E	EA	15 <sup>7</sup> / <sub>2</sub>	8 80	1 10
DISCUS	Doyle, M	S	113 <sup>1</sup> / <sub>2</sub>	Matulatis, M	S	82 <sup>1</sup> / <sub>1</sub>	Sprague, J	S	62 <sup>4</sup> / <sub>2</sub>	7 81	0 10
SHOT	Matulatis, M	S	35 <sup>8</sup> / <sub>8</sub>	Doyle, M	S	31.2	Sprague, J	S	26.9	9 78	0 10
TJ	Silva, J	S	32.4	Cruth D	EA	27.2				5 83	3 13
PV										0 83	0 13